

# How to check in for your video visit with your doctor

**1** Use a computer or device with camera/microphone



PC and Mac  
Chrome | Firefox | Safari




Android  
Chrome



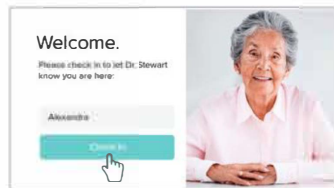
iOS  
Safari

**2** Click the doxy.me link sent to you via email/text/portal *OR*  
Enter your doctor's doxy.me web address into your browser



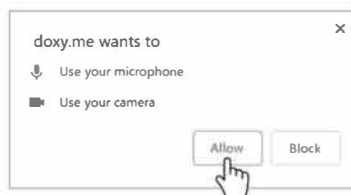

[Doxy works with Chrome, Firefox, & Safari browsers]

**3** Type in your name and click check in





- ✓ Secure
- ✓ No software to download
- ✓ HIPAA compliant
- ✓ No registration needed

**4** Allow your browser to use your webcam and microphone



**5** Your doctor will start your visit shortly.

### Call Tips

- Have a good internet connection
- Restart your device before the visit
- Use the  button in the waiting room
- Need help? Send us a message  <https://doxy.me>